

## Cam levers with elastomer lock

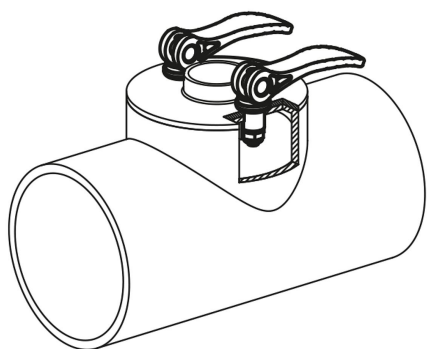
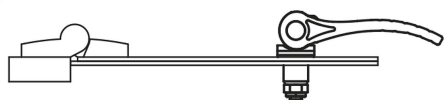
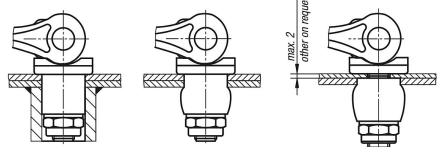
### Item description/product images



Full bore clamping

Sheet metal clamping 1

Sheet metal clamping 2



### Description

#### Material:

Handle and thrust washer fibreglass reinforced plastic PA 66.

Hinge pin stainless steel 1.4305.

Stud and washer steel grade 5.8

PUR elastomer spring.

#### Version:

Handles and thrust washer black.

Hinge pins bright.

Studs and washer blue passivated.

Hexagon nuts with thread lock and thrust washer blue passivated.

#### Note:

Actuating the handle causes the elastomer spring to expand and form to the surrounding surface.

The amount of expansion of the elastomer spring and hence the clamping force can be adjusted using the nut with clamping element.

Simultaneously, the clamping element nut ensures that the preset clamping force remains unchanged when the clamp is released.

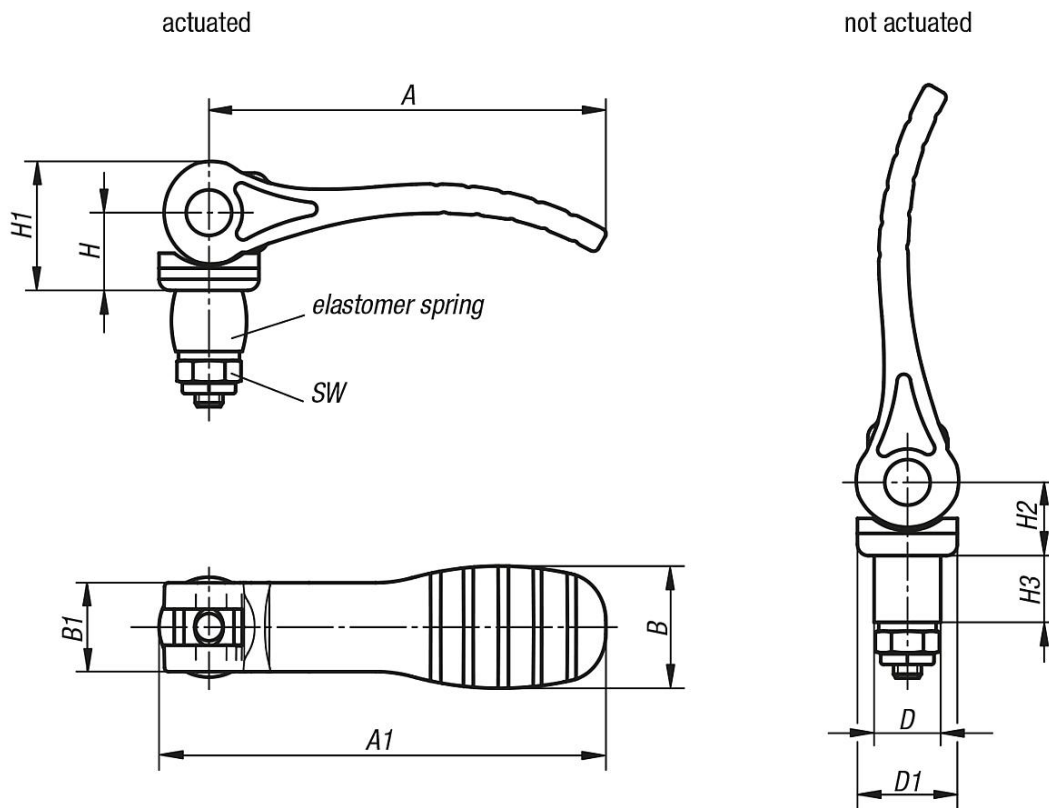
#### Application:

The specified holding forces are not suitable for constant loads.

We would be happy to supply samples to test on your application.

# Cam levers with elastomer lock

## Drawings



## Overview of items

Order No.	Size	D	D1	B	B1	H	H1	H2	H3	A	A1	SW	Clamping force ca. N clamp bore (no permanent load)	Clamping force ca. N plate clamping (no permanent load)
K0118.121112X12	1	12	18,1	22	16	14	23,2	12,85	12	71,5	79,6	10	100	50
K0118.121114X12	1	14	18,1	22	16	14	23,2	12,85	12	71,5	79,6	10	150	60
K0118.221116X20	2	16	27,1	33	24	16,2	27,8	14,7	20	99,9	110	13	350	60
K0118.221118X20	2	18	27,1	33	24	16,2	27,8	14,7	20	99,9	110	13	350	100
K0118.221120X20	2	20	27,1	33	24	16,2	27,8	14,7	20	99,9	110	16	350	100